

Personal Tutoring

LIFE DRAWING ACADEMY

Get unlimited one-to-one tutoring from talented fine artists and professional art teachers in the Life Drawing Academy Correspondence Course

<https://LifeDrawing.academy/correspondence-course>



What Personal Tutoring is about

In the Life Drawing Academy Correspondence Course, you will receive a lifetime membership and a dedicated art tutor for a one-time fee. The tutor will assess your drawing skills and design a custom-tailored drawing curriculum that will suit your level and needs.

Your curriculum will include all the drawing topics you need to master to become a proficient fine artist. Because it is individually-designed, it suits all levels – from complete beginners to advanced artists. Apart from the must-know topics, like constructive drawing, perspective, anatomy, tonal rendering, etc., your curriculum will also include all the subjects you want to focus on, for example portrait and figure drawing, manga, character design, architectural or landscape drawing; whatever you are interested in, it will be taught in this course.

Within your curriculum, you will receive 100 drawing tasks one by one. Each task will be explained in depth, so you will know what to do and how. You will also get illustrations and videos that demonstrate what to aim for and how to achieve it.

Your tutor will check every artwork you do in this course and advise how to fix mistakes and improve your skills. Tutor will also answer your questions, send feedback and provide ongoing reviews of your drawing skills.

Every next task will be given after you complete the previous one with the required quality. If you need any help, your tutor will work with you one step at a time to cover all the gaps in your drawing education. If needed, a tutor will make video demos for you, showing by his own example how to draw the right way.

Because all correspondence will be in writing, including tasks, assessments and feedback, it will be with you for good, so you could check our guidance and feedback at any time.

With such tutoring, there is no way to fail. That is why, we guarantee that you will reach the advanced level of drawing skills by the end of this course. No other art college would ever provide you the same service nor guarantee the results!



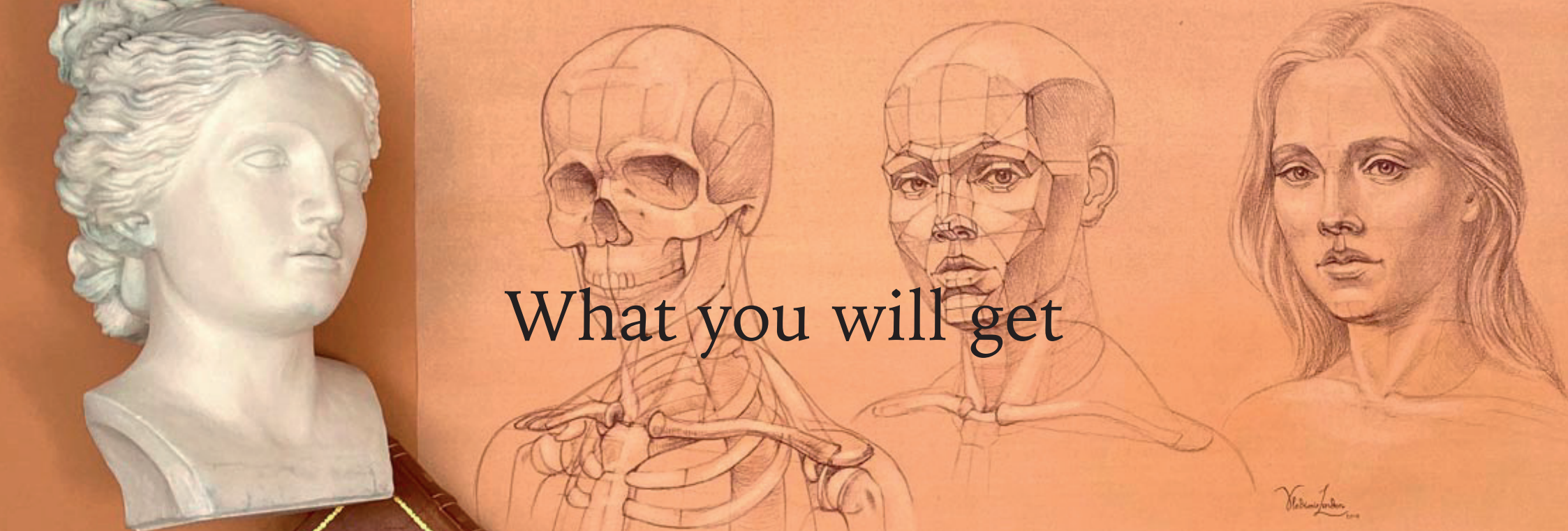
- How to handle a pencil the right way
- How to draw perfect lines and shapes
- How to develop great hatching skills
- How to develop your fine motor skills
- How to draw in pen and ink, calligraphy
- How to measure with a pencil
- Wire-frame drawing rules
- Constructive drawing – 34 Principles
- 16 Types of perspective
- Linear and aerial perspective – 21 Rules
- Constructive drawing in perspective
- Rules of composition – 15 Elements
- How to use Golden proportions in art
- Three Classical Architectural Orders
- How to use contours in drawing
- Theory of chiaroscuro
- How to render tonal values – 25 Rules
- Theory of folds and how to draw draperies
- How to make still life artworks
- How to draw organic objects
- How to draw landscapes and cityscapes

- Proportions of a skull
- Anatomy of a head
- Constructions and planes of a head
- How to sculpt and draw facial features
- How to draw realistic portraits – 51 Rules
- How to depict emotions in portraits
- How to draw portraits from memory and imagination
- Canons of human body proportions
- Skeletal and muscular anatomy of a human body
- How to draw arms and hands
- How to draw knees, legs and feet
- How to draw a torso
- Construction of a shoulder girdle
- How to draw human figures in different poses
- How to draw figures in motion
- Gesture sketching
- How to make figurative compositions
- How to tell a story and evoke emotions by your art
- Character design
- How to draw animals
- Plus any other drawing topics you are interested in



Some topics are mandatory; for example, if you do not know 21 rules of perspective, 25 rules of tonal rendering, 15 elements of composition, etc., this info will be included into your curriculum. Other topics will depend on your interests; for example, if you are interested in children portraiture, character design, or dynamic manga compositions, your curriculum will incorporate such topics as well.

Because this personal tutoring will encompass all the drawing topics a proficient fine artist must know, you do not need any other courses. You will learn to draw everything you see or imagine.

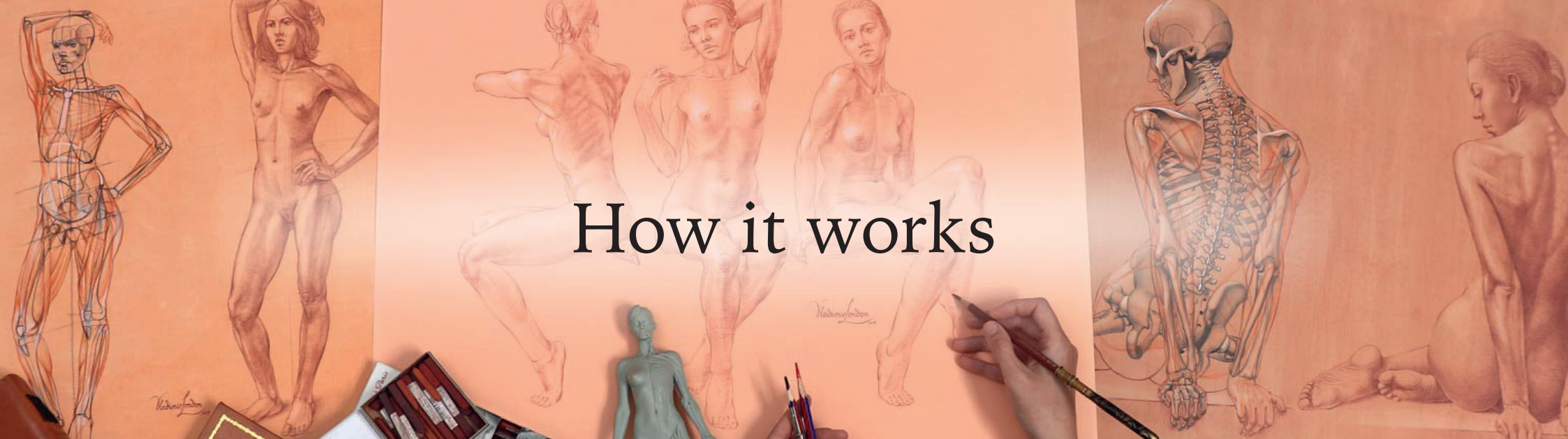


What you will get

The Life Drawing Academy Correspondence Course is truly unique; it is and one of the best drawing courses in the World.

In this course, you will get:

- Unlimited access to over 200 drawing video lessons and bonus videos
- Lifetime membership without deadlines
- Dedicated team of art tutors
- Unlimited support from the Academy tutors
- Constructive critique of your artworks
- Assessment of your current level of drawing skills
- Personalized curriculum tailored to your skills and goals
- 100 Drawing tasks
- DIY model templates for making at home and drawing from life
- Unlimited one-to-one personal tutoring with detailed per-task instructions and feedback
- By-task assessments and artwork critiques
- Results-oriented guidance
- Member access to the Academy's Art community
- Place in the Academy's Students Gallery
- Exclusive members-only newsletter and bonuses
- Life Drawing Academy Diploma of Excellence in your name



How it works

Upon enrollment, we will assess your current level of drawing skills. According to your skills and goals, we will design an individual drawing curriculum for you. Within this curriculum you will receive 100 drawing tasks on the topics you need and want to learn.

You will progress from simple, yet fundamental tasks to more advanced topics in a methodical and structured order. Every task will prepare you for the next one; your learning curve will be gradual and smooth. Every next task will be given to you after you complete the previous one with the desired quality.

You will get the task instructions in writing, together with illustrations and demo videos. Your art tutor will explain in detail what you need to do and how. We will check every artwork you make in this course, point out your mistakes and tell how to fix them. Your progress will be assessed on the as-you-go, task-by-task basis.

There are no deadlines; you will have a lifetime membership and can study at your own pace.

We guarantee that you will reach the advanced level of drawing skills because there is no way to fail as long as you follow our guidance and complete this course.

Upon completion of the personal tutoring course, you will receive a Life Drawing Academy diploma in your name.

Even after the competition, you will continue to enjoy your lifetime membership, receive new bonus videos at no additional cost, and have the support of our academy team if you need assistance or advice.

No art college would ever offer you the same service for a one-time fee!

Here's how the Life Drawing Academy compares to an art college:

	Contemporary art college	Correspondence Course
Traditional drawing methods and techniques	Not taught / Optional	It's the core subject of the course
Location	Have to travel or relocate	Tutoring by correspondence
Membership	Limited to college years	Lifetime
Timing	Limited to college hours	27/7, 365 days a year for a lifetime
Deadlines	Inflexible schedule	Self-paced study, no deadlines
Dedicated art teacher	-	Provided for a lifetime
Individual curriculum	-	Tailored to your skills and needs
Personal, one-to-one tutoring	-	Unlimited, provided for a lifetime
Tutors teaching drawing by own example	-	Unlimited personal coaching
Step-by-step video lessons	-	Over 200 lessons and bonuses
Skills assessment in writing	-	On the ongoing basis

	Contemporary art college	Correspondence Course
Illustrated step-by-step tasks	-	100 Drawing tasks
Unique DIY Model templates	-	Provided for certain tasks
Custom-made demo videos	-	Created when required
Personal support in writing	-	Unlimited, provided for a lifetime
Homework reviews in writing	-	Provided on the task-by-task basis
Critique of your artworks in writing	-	Unlimited, provided for a lifetime
Guidance on mistake fixing in writing	-	Provided for a lifetime
Illustrated feedback	-	Created when required
Answers to your art questions n writing	-	Unlimited, provided for a lifetime
Success promise	Uncertain	Guaranteed
Real value, USD	Uncertain	\$15,048
Discount	-	93%
Total cost, USD	\$50,000-100,000	One-time fee - \$997



FAQ

Is it possible to learn life drawing by correspondence?

Studying by correspondence will give you a great advantage over some face-to-face teaching. First of all, your schedule will be much more flexible so you can study at your own pace. But above all, you will receive all feedback and tutoring in writing. This means it will be available for you at any time so you can re-read instructions and explanations, re-check our critique, refresh rules and advice given, and refer to educational materials provided for previous tasks.

Will personal tutoring work for me?

There is no way to fail because the academy tutors will walk you step-by-step, task by task, check your progress and advise how to improve. There are no deadlines, no time pressure. As long as you follow the teachers' guidance, you are guaranteed to reach the advanced level of drawing skills.

Do I need any special art materials?

If you have graphite pencils, drawing paper, and an eraser, you are ready to start. We will provide guidance on the materials needed for particular tasks; these supplies are simple to find and affordable.

Do I need to hire models?

While this course covers portrait and figure drawing, you do not need to hire models right away. If you're concerned about this, it's likely that you're a beginner with no prior experience in life drawing. In such cases, hiring models may be unnecessary and even counterproductive. What would you do with a model if you haven't yet mastered the 34 principles of constructive drawing, the 51 rules of portraiture, skeletal and muscular anatomy for artists, and other essential knowledge that professional figurative artists possess? Your personalized curriculum will guide you gradually through life drawing, starting with simple exercises and progressing to more advanced tasks. You will learn all the necessary fundamentals of constructive drawing and anatomy to prepare you for life drawing. Before working with live models, you will also create DIY models of facial features and body parts that you can draw from life. Sculpting and model-making will not only provide you with models to practice on but also deepen your understanding of 3D construction. Once you reach the appropriate level, we will advise you on how to work with live models.

Can I talk to tutors over Skype or Zoom?

Did you know that, on average, people forget up to 90% of new information within a week? We want to ensure you make the most of your learning time, so instead of relying on phone or Zoom calls, we will provide all information in writing. This allows you to read and refer back to it whenever needed. All tasks, feedback, advice, and guidance will be communicated via email, ensuring you have access to them as long as you keep our correspondence. If you lose any information, we can resend it at any time. Your course materials are secure, and you can access them whenever it suits you, without needing to coordinate with your tutor's time zone.

Can I upgrade to personal tutoring?

You can upgrade your membership at Life Drawing Academy from Online to Correspondence by paying the difference in price.

How my skills and progress will be evaluated?

Before creating a custom-tailored curriculum for you, your drawing skills will be assessed and your art tutors will provide you with a full comprehensive critique of your current level of abilities and advise what needs to be improved. Your skills also will be assessed as you go task by task. You will know precisely what you have to work on at every step of the curriculum.

What drawing tasks will I get?

This depends on your personal curriculum which will be tailored to your current level of skill. Your drawing tasks will cover all the topics mentioned above as well as the topics you would like to learn in addition to our proposed list.

What instructions will I get?

For every task, you will get fully explained and illustrated instructions that you can follow step by step. Every task will be described point by point so it will be very clear to you what to do and how.

What will I learn on this course?

You will learn how to draw whatever you see or imagine using constructive drawing and proficient rendering techniques. Depending on your current level of skills and knowledge, a custom-tailored curriculum will be developed for you. This curriculum will include many different topics with 100 drawing tasks that will help you to achieve the advanced level of drawing skills.

Are there any deadlines?

This is a self-paced course. There are no deadlines and no time pressure.

Is this course suitable for beginners?

If you are a complete beginner, this course will be tremendously helpful for you. We will include basic yet very helpful topics for you to begin with and will help you to grow your drawing skills to the advanced level. If you are an advanced artist, your curriculum will start with a different set of tasks that will include topics you are interested in.

Who are the tutors?

You will have a dedicated team of art tutors – Natalie Richy and Vladimir London who taught many art students and helped them to become professional artists. Your main tutor will be Vladimir London. Vladimir is an art tutor and creator of several online art courses including Drawing Academy, Anatomy Master Class and Old Masters Academy.

How will I communicate with tutors?

All communication will be via email. Verbal instructions and critique could be forgotten the next day, but written guidance will be available for as long as you choose to keep it.

How long will it take for me to complete the course?


This depends on you. If you take one week for every task, it would take you about two years to do this course.

Can I get a refund?

Our time is limited and therefore we can only accept a limited number of students. If you are not sure whether you want to become a better artist, please do not take someone else's place. To help you take responsibility for your decisions, we tell you upfront – there will be no refunds; we will not support your procrastination should you sabotage yourself. Once you enroll, you will have to continue to the end to make your dream come true.

Can you guarantee my results?

For legal reasons, we cannot guarantee any results because they do not depend on us, they depend on you. However, if you follow the curriculum task by task, there is no way to fail. We will work with you until you reach the advanced level of drawing skills.



Great value for money

The real value of personal, one-to-one tutoring is \$9,900 (100 tasks at \$99 each)
You will also receive 52 video lessons (\$5,148 value) and over 150 bonus videos
Unlimited personal support (priceless)
Which makes the total value of the Correspondence Course \$15,048

The current, heavily discounted price is only \$997 USD
(It will go up in the future)

Pay once - Enjoy forever!

<https://LifeDrawing.academy/correspondence-course>